

Name:

Date:

# Storyboard

1. In the boxes, sketch images of shots you would like to get.

2. Write the narration that will go with each image on the lines below.

3. Make notes of sounds that you would like to capture.

---

---

---

---

---

---

---

---

---

---

---

---

---


---

---

---

---


---



---

---


---



---

---

---



---

---

---



---

---


---



---

---

---



---

---

---

For a complete listing of the resources in KQED's Media-Making Toolkit, please visit <http://www.kqed.org/education>